

IFHS ANNUAL HANDBOOK

2026

£2

*Does not include entry to
the Summer Show*



SPRING SHOW

11th April

3 – 5pm (free entry)

Community Club Hall

SUMMER SHOW

18th July 12.30 – 5.00pm

Seymour Field

AUTUMN SHOW

19th September 3 – 5pm (free entry)

Community Club Hall

*Please keep this Handbook safe.
You will need it for all three shows.*



Membership of the IFHS is open to all.

The Society's objects are to encourage and promote public interest in horticulture, including the culture of flowers, fruit and vegetables.

[Find us on Facebook @ IFHS.org](#)

Every year the society organises:-

- Three Shows – all classes are open (anyone can exhibit).
- Outings to RHS and other gardens and events.
- Various talks on horticultural subjects.
- AGM which includes a review of the society's activities during the year and refreshments.

Membership £10 per household

A £3 surcharge for postage applies to members outside the area.

Members are entitled to

- Free admission to all our Shows and Meetings **except the summer show** which we no longer organise and from which we take no income.
- Free Annual Handbook containing show schedules and entry forms delivered to your address
- Access to RHS Garden Ticket which allows IFHS members reduced admission charges (50% off) for two adults to all RHS Gardens
If you wish to use this card please contact Matthew Shaw
07833 996654 matthew@metiscompliance.co.uk
- 10% discount for horticultural purchases at Abercorn Garden Centre, Beehive Lane Chelmsford,
- 10% discount for horticultural purchases at Greenbrook Garden Centre, Ongar Road, Chelmsford

For more information about joining, exhibiting, helping with events or joining the committee, contact any of the secretaries listed opposite or visit our new website www.ifhort.com

President: The Lord Petre

Vice Presidents: A Cork, E.A.Oxley, C. James

Officers and Committee 2026 -27

Acting Chair: Janet Collins,

Ashtrees, Little Hyde Lane, Fryerning 01277 352534
janet.ashtrees@hotmail.co.uk

Treasurer: Matthew Shaw,

68 Tor Bryan, Ingatestone 07833 996654

Secretary: Michael Smith,

68 Tor Bryan, Ingatestone 07757 566025

Membership Secretary: Richard Emond

07453 915901
doc_emon@gmail.com

Competition Secretary: Janet Collins,

Ashtrees, Little Hyde Lane, Fryerning 01277 352534

Assistant Competition Secretary: Gill Harste,

2 Park Drive, Ingatestone 01277 352444

Publicity Officer: Ian Chatters

07540 705064
ian036@me.com

Committee Members:

Marion Clarkson, Sarah Collins, Helen Gillings, Lucy Whittaker

PLANT SALE

SATURDAY 16TH MAY at Stock Lane Parish Room

Plant donations welcomed from 9.00am

Open to the Public at 10.00am

OTHER 2026 DATES FOR YOUR DIARY

Please turn to page 36 for a list of the year's events.

Welcome to our 2026 Annual Handbook

This contains the schedules and rules for all our shows.

Please keep this Handbook somewhere safe as you will need it to enter the Spring, Summer and Autumn shows.

Very sadly, I have to start this piece by reporting that Sarah Duke-Woolley, Chair of IFHS since 2018 died in January after a short period of illness. As many of you will know, Sarah was a key figure in the society. She joined the committee in 2013 and has since then masterminded the Summer Show scoring and produced this handbook. In recent years Sarah was acting secretary as well as the chair of IFHS. In addition she was a good friend of mine and is sorely missed.

In 2025 IFHS had another excellent year with three very successful shows, the May plant sale and a delightful visit to Keith and Rita Brown's garden in September. Both Spring and Autumn Shows had impressively high entries and we were especially pleased to see several new entrants at the Summer and Autumn Shows. Please keep the entries coming, see the following page for what to do.

Unfortunately the weather for the 2025 Summer Show was rather challenging. However, it did not affect our entries, which were very similar to the previous year's. Many of the outdoor activities had to be cancelled but we managed to open the marquee earlier than usual and the public rushed in to get out of the rain and enjoy the impressive displays on the benches. As usual, as well as the adult entries we had lots of children's work from the two Brownie packs, local schools and pre - school. Many thanks for all the support. The help from various people before, during and after the Summer show was tremendous. About 35 people helped out in one way or another, with different teams appearing to do different jobs from Thursday afternoon until Saturday morning.

After a couple of years of running a Spring Garden competition the committee has decided to revert to summer. The weather early in the year makes it difficult to find enough gardens to judge in March and early April. Details of this year's competition are on page 10.

This year, in addition to the shows, we are running an outing to RHS Hyde Hall in April and holding two talks. Well known horticulturalist Pippa Greenwood will be with us on 12th June and Ian Chatters will talk about Humphrey Repton on 8th October. More details on page 35.

Many thanks to all those who have shared their email address with us. This enables us to keep you informed of our outings and events. It also saves us some money on printing costs and makes the distribution of the Handbook and the Autumn newsletter easier.

The membership fee, which is now a flat rate of £10 per household, can be paid by bank transfer.

If you wish to do this our bank details are: IFHS Sort Code 20-12-21

Account Number 20148539

Please identify yourself by putting your first name and surname in the reference box and pay by the end of March 2026.

Happy gardening and we look forward to seeing you at some of our events.

Janet Collins (Acting Chair)

Never Entered a Show?

Here's How To Have a Go

You do not have to be a member of IFHS to enter our shows.

- Read through the schedule for the show you wish to enter. If you have never entered the show before you will be classed as a Novice.
- Refer to the notes on pages 31 -34 and the rules for entry on pages 7 and 8 for the Spring Show, pages 23 and 24 for the Summer Show and page 29 for the Autumn Show. **Remember please read the notes on pages 31 – 34.**
- As the date of the Show approaches go out into your garden and/or allotment and see what there is that you could enter.
- Decide which classes you want to enter and fill out the entry form. Put the entry form in an envelope and take it to the Community Centre. Place it in the IFHS box in the entrance hall (the front entrance on the High Street) by the date specified on the entry form. This makes life easier for us but you can still enter on the day of the Show although there is a late entry fee.
- Handicrafts and Domestic entries can be prepared ahead. Flowers, fruit and vegetables need to be fresh. Use your judgement as to when to cut them.
- Fruit and Vegetables should be uniform in size.
- When being judged some fruits and vegetables may be cut or snapped.
- It is important to conform to the correct number of stems, fruits or vegetables asked for in the schedule.
- If you are not sure if your exhibit is a flowering shrub or a hardy perennial, ask. We are happy to help.
- In the Domestic classes cakes, biscuits, scones etc. should be presented on a plate with a doily and placed in a large transparent plastic bag. Please do not use cling film. It is too difficult to replace after the judging.
- Please be aware that entries in the Domestic classes will be tasted as part of the judging.
- If possible, label plant material with both kind and variety as this makes the exhibits more interesting. Cards are available for this on the day of the show.
- Finally, enjoy the show. You may even come away with a cup or a certificate.
NB: if you want to enter make sure you read pages 31 – 34 of the Handbook which will tell you everything you need to know about how to select and display your entries.



Spring Show

Saturday 11th April 2026

Held at the Community Club Hall

Competitors 12.30 – 1.30pm. Open to the public at 3pm

Judge: Michael Jervis

Prizes will be awarded as follows:

Pilling Dunn Cup for Highest Points in show	£10 Highest Points in show
Trevor Cracknell Trophy (Best Daffodil)	£6 2 nd Highest Points in show
Ethel Ellis Memorial Cup (Best Exhibit in show)	£4 3 rd Highest Points in show

Classes marked * (19, 20, 21) to be exhibited in exhibitors own clear, colourless glass;

All other classes in Sections A & B to be exhibited in one vase supplied by the Society.

Section A: DAFFODILS and NARCISSI

	Points		
1. One trumpet Daffodil (Division 1) any variety	4	3	2
2. 3 Blooms Trumpet Daffodils (Division 1) any variety	4	3	2
3. One Large Cupped Daffodil (Division 2) any variety	4	3	2
4. 3 Blooms Large Cupped Daffodils (Division 2) any variety	4	3	2
5. One Small Cupped Daffodil (Division 3) any variety	4	3	2
6. 3 Blooms Small Cupped Daffodils (Division 3) or Poeticus, any variety	4	3	2
7. One Double Daffodil (Division 4) any variety, one flower to stem	4	3	2
8. 3 stems Miniature Daffodils / Narcissi any variety (Blooms not to exceed 50mm in diameter)	4	3	2
9. One Stem any variety not shown in classes 1 – 8	4	3	2
10. One vase Daffodils / Narcissi, 5 Stems, any ONE variety	4	3	2
11. One vase Daffodils / Narcissi, 5 Stems, more than one variety	4	3	2

Section B: OTHER GARDEN FLOWERS

12. One Specimen Tulip, single flower variety	4	3	2
13. One Specimen Tulip, any other variety	4	3	2
14. 3 Stems Tulips, three separate varieties	4	3	2
15. 3 Stems Tulips, any ONE variety	4	3	2
16. Any Other Flower grown from bulbs or corms, 3 stems, one kind	4	3	2
17. Flowering Shrub or Tree, ONE kind only, any number of stems	4	3	2
18. Flowering Shrub or Tree, more than one kind, any number of stems	4	3	2
19.* Polyanthus, Primrose, Cowslip, or Auricula, 3 stems (see note above) grown in the open	4	3	2
20.* Hellebore, one stem (see note above)	4	3	2
21.* Camellia, one bloom (see note above)	4	3	2
22. Mixed Garden Flowers, any number of items	4	3	2

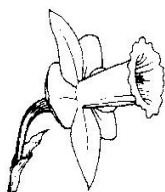
Section C: MISCELLANEOUS CLASSES

23.	One Pot Plant in Flower	4	3	2
24.	One pot plant grown for foliage	4	3	2
25.	Rhubarb, four sticks	4	3	2
26.	Any Seasonal Vegetable, one kind	4	3	2

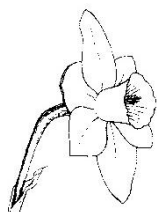
CLASIFICATION OF DAFFODILS (NARCISSI): DIVISIONS 1 TO 4

Division 1	Trumpet Daffodil	One flower to a stem; with the cup as long, or longer than the petals.
Division 2	Large Cupped Daffodil	One flower to a stem; length of the cup more than one third but less than equal to length of petals.
Division 3	Small Cupped Daffodil	One flower to a stem, length of cup, base to rim, NOT MORE THAN one third the length of petals.
Division 4	Double Daffodil	One or more flower to a stem, with doubling of petals or cup, or both

Division1




Division 2



Division 3



Division 4



Spring Show Entry Form

No Entry Fee

Please refer to Notes for Exhibitors – pages 31 - 34

Name (BLOCK CAPITALS please)

Address:

Tel:

I have read the rules on page 8 and undertake to comply with them

Signature:

Rules for exhibition at the Spring Show

1. Entries must be made out on the form on page 7 and 8 and posted in the box provided in the foyer of the Community Club by 8pm on the THURSDAY preceeding the Show.
2. Entry cards must be collected from the Competition Secretary on the afternoon of the show between 12.30pm and 1.30pm and everything must be ready for the judge by 2pm.
3. The Show opens to the public at 3pm and closes at 5pm. No exhibits may be removed until that time.
4. All arrangements must be completed before placing on the show bench. ALL VASES MUST CONTAIN WATER and the stems of all the cut material must reach the water in the vase or other receptacle. The packing material used in vases, eg. soaked newspaper, should provide anchorage and allow the blooms to be shown to their best advantage.
5. Exhibits must be the property of the exhibitor and must have been in his or her possession for at least two months before the show.
6. Pot Plants must not have won prizes at any of the Society's previous shows.
7. Exhibitors may enter up to TWO exhibits in each class but only the entry with the highest points will count towards the trophy.
8. Two or more persons may not exhibit separately in any class from the same garden.
9. The judge has the power to withhold or modify prizes where he/she considers the exhibits to be of insufficient merit. The judge's decision as to the merit and the Committee's decision as to the interpretation of the Schedule are final.
10. Each competitor's points will be added towards prizes, which will be awarded at the end of the Show. In the event of a tie, the relevant award will be presented to the competitor who secures the greater number of 1st prizes in the class or classes concerned.
11. The Committee will not be responsible for any loss or damage to exhibits from whatever cause and all exhibits are shown at the sole risk of the competitor.
12. Entries will be judged in accordance with the RHS Horticultural Show Handbook 2016. A copy of this is held by the Competition Secretary.

NOTE: Late entries will be accepted on the Saturday of the Show, between 1pm and 1.30pm, with a Late Entry fee of 50p per entry.

SPRING SHOW 2026 ENTRY FORM

Please circle the class numbers for the classes you wish to enter. If you are entering more than one entry in a class please indicate this when you ring the class number.

1 2 3 4 5 6 7 8 9 10 11 12 13

14 15 16 17 18 19 20 21 22 23 24 25 26

Post this form in the Society's box in the Community Club Foyer (High Street entrance) by 8pm on Thursday 9th April



IFHS 2026 SUMMER SHOW Saturday 18th July

CHECKLIST – SUMMER SHOW COMPETITORS

Monday 6th to Monday 13th July All completed **JUNIOR** Entry Forms into the box at the Community Club **no later than 8pm on Monday 13th July.**

Monday 13th to Wednesday 15th July All completed **ADULT** Entry Forms into the box at the Community Club no later than 8pm on Wednesday 15th July.

Please note: Late entry fee of 50p will be charged for all entries received after the closing date/time.

Saturday 18th July 8.15am – 9.45am Competitors to collect their entry cards from the Secretarial Tent. No late entries after 9.15am. No exhibits after 9.45am. All staging to be completed by 10am when the tent closes for judging.
See Rule 6, page 23.

For best results allow sufficient time for staging exhibits. Don't forget plates/dishes for fruit, vegetables, cakes etc, and plastic bags, not cling film. Please refer to Notes for Exhibitors, pages 31 – 34.

All exhibits are to remain in place until after the Prize Giving at 4.30pm.

Prize Money (children only) will be paid after 3.30pm. This must be collected before the end of the show. Any money remaining uncollected by 5 pm will be returned to the society's funds.

IFHS 2026 Garden Competition

All gardens and commercial properties visible from the road in the Parishes of Ingatestone and Fryerning are eligible* for this competition.

Nominations for a summer front garden are invited from the end of May until mid - June. Judging takes place at the beginning of July and householders are advised in advance of the day the judge visits. Gardens are assessed according to the overall design, range of colour and on the visible amount of work the owner has contributed.

There are three categories:

- A Traditional (larger) Front Garden
- A Small Garden of courtyard proportions or one incorporating hard standing for vehicles
- Commercial properties

The results will be announced at the Summer Show. First prize winner in the Large Garden category will be awarded the Ronald Flack Memorial Trophy. First prize in the Small Garden category will be awarded a £10 National Garden Gift Voucher. Runners up in each category will receive a certificate.

First prize in Commercial properties will be awarded a certificate.

*(*Winners in 2 previous years are not eligible in current year)*

Anyone can nominate gardens to be considered – please contact Committee Member Helen Gillings – Tel:01277 353562.



Summer Show Schedule 2026

Saturday 18th July

Prizes will be presented at 4.30pm

A NEW EXHIBITOR or NOVICE is welcome to enter every class. Please mark your entry form with an 'N' in the class box. The John Ray trophy will be awarded to the new exhibitor with the most points. A new exhibitor is one who has not previously won a first prize in either Horticulture, Domestic or Handicraft classes in any of our Horticultural Shows.

SCHEDULE OF CLASSES

HORTICULTURAL CLASSES

Horticultural Judges: Angie Anderson and Kevin Jackson

Please refer to Notes for Exhibitors, Pages 31 - 34

Lord Petre Challenge Cup: R.H.S. Banksian Medal

*The RHS Banksian Medal is awarded to the highest number of place points in the whole of the Horticultural classes in the show.
Winner of the Banksian Medal in 2025 is not eligible in 2026 or 2027.*

Flowers

Christy Memorial Perpetual Challenge Cup

*Nora Pinnock Memorial trophy for the best exhibit in classes 1 – 34
Society £10 voucher for the highest points, excluding trophy winners*

Class		Points		
1	Flowers raised from seed in the last 12 months, one vase, one kind only, not sweet peas	4	3	2
2	Clematis, one or more varieties, three stems	4	3	2
3	Herbaceous Perennials, one vase, one kind only.....	4	3	2
4	Herbaceous Perennials, one vase, more than one kind	4	3	2
5	Flowering Shrubs or Trees, one vase, one kind	4	3	2
6	Flowering Shrubs or Trees, one vase, more than one kind	4	3	2
7	Mixed Garden Flowers, one vase, not less than three kinds	4	3	2
8	Dahlias, three stems, one or more varieties	4	3	2
9	Any shades of one colour flower, one vase, more than one kind.	4	3	2

Roses

*Fieldgate Silver Challenge Cup
Skingley Medal for Best Rose Bloom*

21	*One Specimen Bloom, not miniature	4	3	2
23	*Three Specimen Blooms, not miniature, one vase two or more varieties	4	3	2
24	Three stems Cluster-flowered Roses, any type grown and shown as cluster, one vase, one or more varieties	4	3	2
25	Three stems Miniature Roses, all one variety	4	3	2

* Refer to notes on page 31

Sweet Peas

Christy Memorial Trophy

31	Three stems, one vase, more than one variety	4	3	2
32	Three stems, one vase, one variety only	4	3	2
33	Six stems, one vase, more than one variety	4	3	2
34	Three stems each, one vase, two distinct varieties	4	3	2

Pot Plants

Sidgwick Silver Challenge Cup

Plants must not have won prizes **at any** of the Society's previous shows

43	Pot of Hostas, any variety, any number	4	3	2
44	One Fuchsia.....	4	3	2
45	Any other pot plant in flower, one plant only	4	3	2
46	Any pot of Cactus or Succulent, one plant only.....	4	3	2
47	Any other pot plant grown for Foliage.....	4	3	2
48	A pot containing two or more cacti or succulents	5	4	3

Fruit

Perpetual Silver Trophy

51	Blackcurrants, one plate, twelve strigs (bunches), one variety.....	4	3	2
52	Red or white currants, one plate, twelve strigs, one variety.....	4	3	2
53	Gooseberries, one plate, twelve fruits, one variety.....	4	3	2
54	Raspberries, one plate, twelve fruits, one variety.....	4	3	2
55	*Any other kind of fruit, one plate, one variety.....	4	3	2
56	Collection of soft fruits, three distinct kinds, six fruits, strigs or bunches of each.....	6	5	4

*See list on page 30

Vegetables

*Norton Disney Challenge Trophy
Society £10 voucher for the runner up
Peter Baggot Memorial Trophy class 76*

61	Lettuces, two, of one variety	4	3	2
62	French Beans, six pods.....	4	3	2
63	Mange-tout or Sugar Snap Peas, six pods of one variety.....	4	3	2
64	Carrots, three.....	4	3	2
65	Broad Beans, six pods	4	3	2
66	Cucumbers, two.....	4	3	2
67	Peas, six pods	4	3	2
68	Onions, four, as grown with roots and tops washed.....	4	3	2
69	Beetroot, three.....	4	3	2
70	Potatoes, any variety, four	4	3	2
72	Rhubarb, four sticks	4	3	2
73	Courgettes, three	4	3	2
74	Tomatoes, four, one variety	4	3	2
75	Any other vegetable, not listed in classes 61-74 see list on page 30	4	3	2
76	Collection of vegetables, at least two of three or more kinds, must be displayed in competitors own container	8	6	4

Handicraft Classes

*Georgian Silver Challenge Cup
Jocelyn Need Rose Bowl for Best Exhibit of Handicraft
A Society Diploma for best photograph*

Articles must not have been entered in any of the Society's previous shows

101	Hand Knitted article.....	4	3	2
102	Tote bag made from upcycled materials.....	4	3	2
103	Accessory for the home, any material.....	4	3	2
104	Article of clothing, machine or hand sewn.....	4	3	2
105	A bird in any medium, maximum size 30cm overall.....	4	3	2
107	Article of Handicraft, any soft material (not knitted).....	4	3	2
108	Article of Handicraft, hard material eg. pottery, woodwork.....	4	3	2
109	Greetings card	4	3	2
111	*Painting in Water Colours	4	3	2
112	*Picture in any other medium	4	3	2
113	*Photograph of a 'Bird or Birds'	4	3	2
114	*Photograph 'The Weather'	4	3	2

***Please see notes for Exhibitors on page 34**

Domestic Classes

Silver Perpetual Trophy

Society Diplomas for highest points in classes 121-125 127-134, 137-140

Society's Tankard for Best Exhibit in Classes 141 and 142

119	Honey, home produced, one jar.....	4	3	2
121	Strawberry Jam, new season, one jar.....	4	3	2
122	Raspberry Jam, new season, one jar.....	4	3	2
123	Any other Fruit Jam, one jar.....	4	3	2
124	Marmalade, one jar.....	4	3	2
125	Fruit Jelly, one jar.....	4	3	6
127	*Date & Walnut tea loaf.....	10	8	6
128	*Victoria Sandwich, raspberry jam filling, no decoration	10	8	6
129	*Lemon Drizzle cake.....	10	8	6
130	Biscuits, plain, four.....	4	3	2
131	**Any cake including a vegetable eg. carrot, beetroot, courgette ...	4	3	2
132	Gluten- free cake.....	4	3	2
134	Brownies, four.....	4	3	2
137	Chutney or Pickle, one jar.....	4	3	2
138	*Cheese Scones, four.....	10	8	6
139	Cheese Straws, six.....	4	3	2
140	Hand-made Loaf of Bread.....	4	3	2
141	Home-made Wine, or Cordial, in a clear glass bottle.....	4	3	2
142	Home-made Flavoured Gin or Vodka, in a clear glass bottle.....	4	3	2

***Recipes below and on next page**

****please label**

Please note:

*As baking tin dimensions vary according to the brand and material from which they are made **sizes should be as close as possible to those stated in the recipe.***

Refer to notes on page 34.

Date & Walnut Tea Loaf: Class 127

230g stoned dates, chopped
1 teaspoon bicarbonate of soda
300ml hot water
115g dark muscovado sugar
2 tablespoons Demerara sugar

115g butter, diced
280g self - raising flour, sifted
50g chopped walnuts
1 egg, beaten
pinch of salt

Mix dates, bicarbonate of soda and salt in a large bowl. Pour in the hot water, stir well and leave until cold. Grease a 2lb/1kg loaf tin. Preheat oven to 180°C / 350°F / gas mark 4. Rub diced butter into flour to coarse breadcrumb consistency, stir in walnuts and muscovado sugar. Mix flour mixture and the beaten egg into the date mixture and beat well. Pour into the prepared tin and sprinkle Demerara sugar on the top. Bake for 1 to 1 1/4 hours or until a skewer comes out clean. Cool in the tin for 5 minutes and then turn out onto a wire rack. Wrap and store the cake in an airtight container for 1 – 2 days before eating.

Victoria Sandwich: Class128

Three medium eggs

Weigh the eggs in their shells. Use this weight of butter, castor sugar and self - raising flour

1 tsp baking power

Some hot water, if necessary

Raspberry jam

Grease and line two 7 inch (18cm) sandwich tins. Preheat the oven to gas mark 3, 325°F, 170°C.

Cream together the sugar and butter to a pale fluffy mixture that drops from the spoon easily. Beat the eggs together thoroughly and then add, a little at a time to the sugar and butter mixture, beating the mixture well each time more egg is added. Add the baking powder to the flour and sift into the mixture. Fold in, using a metal spoon. You should have a soft dropping consistency. If necessary, loosen the mixture with a little hot water. Divide the mixture equally between the two tins and bake in the centre of the oven for 25 – 30 minutes. A skewer inserted into the middle of the cake should come out clean. Allow to cool in the tins for 1 – 2 minutes before turning out on to a wire rack. When completely cool, sandwich together with raspberry jam. Do not decorate or dress with sugar.

Lemon Drizzle Cake: Class 129

115g soft butter

2 large eggs

175g caster sugar

grated rind of one lemon

175g self - raising flour

1 level tsp baking powder

75ml milk

3 tbsp granulated sugar

Juice of one large or two small lemons

Grease and line a 450g/1lb loaf tin. Pre-heat the oven to 180°C, 350°F, gas mark 4, Measure the butter, sugar, flour, baking powder, lemon rind and eggs into a large bowl and mix together using an electric whisk until blended. Add the milk to obtain a soft dropping consistency. Pour into the tin, smooth top and bake for 40 – 50 minutes.

Meanwhile dissolve the granulated sugar into the lemon juice. Do not boil.

When the cake is done use a skewer to make holes all over the cake and carefully spoon the sweetened lemon juice over the cake. Leave to cool in the tin.

Ena's Cheese Scones: Class 138

225g self-raising flour

55g margarine

Pinch of salt

75g finely grated cheese

1 rounded tsp. baking powder

6 -7 tablespoons milk

½ level teaspoon mustard powder

milk or egg to glaze

Preheat the oven to 220°C, 425°F, gas mark 7.

Sieve all the dry ingredients together. Rub in the margarine to a breadcrumb consistency.

Stir in the grated cheese and mix with sufficient milk to form a soft but not sticky dough.

Knead lightly on a floured board and roll out to approximately ¾ inch / 2cm thick. Cut with a plain round cutter, brush the tops with milk or beaten egg. A little extra grated cheese may be used for decoration, then bake for 12 – 15 minutes, until well risen and golden on top.

Cool on a wire rack.

For Children's Classes

Handwriting Class 171

Birds by Madhuri Jaiswal

If I were a bird
I'd sing a song
And fly about the whole day long.
And when the night came
Go to rest, up in my
Cosy little nest

Handwriting Classes 181 & 191

Hot Air Balloons by Rebecca Navarre

With such spirit they slowly rise,
Touching the heart, touching the skies.
Such a beauty to our eyes, such a sweet surprise.
To watch their dreams fly as through the clouds they drift,
And we close our eyes and imagine we are with.
Feet off the ground, through dream and reality they sift.
Touching the stars in the night, touching the dawn's morning light.
Touching our souls as they float out of sight,
Such a gift.

Growing a Runner Bean: classes 170, 180 & 192

Start approximately two weeks before the Summer Show.

Line a fairly tall jam jar with several layers of kitchen towel. Lay some cotton wool or crumpled kitchen towel in the bottom of the jar and pour in a little water so that the paper becomes damp. Position a runner bean seed half way down the jar, between the paper and the glass.

Make a note of the date you start. Inspect the bean every day and note when the root appears. This will be first, followed by the shoot. Record the growth of both the root and shoot, noting down the size of each and when the leaves appear. Keep the paper moist by adding water regularly. If the shoot becomes very tall you can support it with a small cane.

Bring both the bean in its jar and your record sheet to the show.

Do not put your name on the front of your record sheet or on the jar.

As beans vary in their growth it is a good idea to grow more than one so that you can choose the best to enter in the show.

Children's Classes

Edwina Lamb Trophy for Most Artistic Picture
Kari Best Trophy for Children's Handicraft
Jack and Doris Nichols Cup for Children's Horticulture

ALL FLOWERS TO BE ARRANGED BY THE CHILDREN THEMSELVES AND EXHIBITED IN THE VASES SUPPLIED unless stated otherwise.

In the **Handwriting classes** it is essential that the **name** should **not** appear on the exhibit.

To help the Judges, children are asked to note their age on all exhibits. Articles must not have been entered in any of the society's previous shows.

Children aged 5 and under

161	Decorated biscuit, rich tea or similar	10	8	6
162	Collage picture of a bird on A4 paper.....	10	8	6
163	Painting of a hot air balloon on A3 paper.....	10	8	6

Children aged 7 and under – *Holland Cup*

Previous year's winner not eligible in current year

169	A floral arrangement in a mug.....	10	8	6
170	A runner bean grown by exhibitor, see page 16	10	8	6
171	Specimen of Handwriting, poem on page 16, A4 paper.....	10	8	6
172	An animal made from one or more socks	10	8	6
173	A bird made from a cardboard tube	10	8	6
174	A miniature garden in a shallow container, not to exceed 30cm.....	10	8	6
175	Collage, a bird, on A4 paper.....	10	8	6
176	Painting of a hot air balloon on A3 paper.....	10	8	6

Children aged 9 and under - *Edwina Lamb Challenge Cup*

Previous year's winner not eligible in current year

179	A floral arrangement in a mug	10	8	6
180	A runner bean grown by exhibitor, see page 16.....	10	8	6
181	.Specimen of Handwriting, poem on page 16, A4 paper	10	8	6
182	A vehicle made from your recycling	10	8	6
183	An animal made from one or more socks.....	10	8	6
184	A bird made from a cardboard tube.....	10	8	6
185	A landscape drawing, any medium, A4 paper.....	10	8	6
186	A miniature garden in a shallow container, not to exceed 30cm.....	10	8	6
187	Painting of a hot air balloon on A3 paper.....	10	8	6

Children aged 12 and under – Carina Moss Cup

Previous year’s winner not eligible in current year

190	Floral arrangement in a mug	10	8	6
191	Handwriting, poem on page 16, A4 plain paper.....	10	8	6
192	A Runner Bean grown by the exhibitor, see page 16	10	8	6
193	A vehicle made from your recycling	10	8	6
195	Animal made from one or more socks.....	10	8	6
196	Painting of a hot air balloon on A3 paper	10	8	6
197	A bird made from a cardboard tube	10	8	6
198	A close observational drawing of a natural object, any medium A4 paper	10	8	6
199	Photograph ‘A Bird or Birds’ see note below.....	10	8	6

Young Persons aged 13 to 18 years – Lady Jarratt Silver Challenge Cup

Previous winner not eligible in current year

205	Floral arrangement, in a mug	10	8	6
206	An article made from your recycling	10	8	6
207	Photograph ‘A Bird or Birds’, see note below.....	10	8	6
208	Home-made fairy cakes or cupcakes, four, any flavour, no icing ...	10	8	6

Note: Photographs should be no larger than A4 (30cm x 21cm) and may be mounted or framed if desire

SUMMER SHOW ADULT ENTRY FORM

Entry form should be completed on both sides, placed in a sealed envelope and placed in the box in the Community Club foyer, no later than 8pm on Wednesday 15th July 2026.

Please refer to Notes for Exhibitors, pages 31 - 34
I / We have read the Rules and agree to abide by them.

Name /s: (Block Capitals)

Signature /s

Address:

Tel. No.:

Email:

If competing as a NEW EXHIBITOR or NOVICE in any class, please complete the following section:

I satisfy the conditions for competing as a novice.

Signed Date.....

SUMMER SHOW ADULT ENTRY FORM

Entry form should be completed on both sides, placed in a sealed envelope and placed in the box in the Community Club foyer, no later than 8pm on Wednesday 15th July 2026.

Please refer to Notes for Exhibitors, pages 31 - 34
I / We have read the Rules and agree to abide by them.

Name /s: (Block Capitals)

Signature /s

Address:

Tel. No.:

Email:

If competing as a NEW EXHIBITOR or NOVICE in any class, please complete the following section:

I satisfy the conditions for competing as a novice.

Signed Date.....

SUMMER SHOW ADULT ENTRY FORM

No Entry Fee

Circle the number of the class for which entry is intended.

Write 'N' if entering the class as a Novice.

1	2	3	4	5	6	7	8	9			
21		23	24	25		31	32	33	34		
	43	44	45	46	47	48				51	52
53	54	55	56		61	62	63	64	65	66	67
68	69	70		72	73	74	75	76			
101	102	103	104	105		107	108	109		111	112
113	114		119		121	122	123	124	125		127
128	129	130	131	132		134			137	138	139
140	141	142									

SUMMER SHOW ADULT ENTRY FORM

No Entry Fee

Circle the number of the class for which entry is intended.

Write 'N' if entering the class as a Novice

1	2	3	4	5	6	7	8	9			
21		23	24	25		31	32	33	34		
	43	44	45	46	47	48				51	52
53	54	55	56		61	62	63	64	65	66	67
68	69	70		72	73	74	75	76			
101	102	103	104	105		107	108	109		111	112
113	114		119		121	122	123	124	125		127
128	129	130	131	132		134			137	138	139
140	141	142									

SUMMER SHOW: CHILDREN'S ENTRY FORM (one form per child)
Complete both sides and place in the box in the Community Club foyer by
8pm on Monday 13th July 2026

I have read the Rules and agree to abide by them

Name (Block Capitals)

Signature Age

Address

Reminder: to assist the judges, children are asked to note their age visibly on all exhibits.

.....cut here

SUMMER SHOW: CHILDREN'S ENTRY FORM (one form per child)
Complete both sides and place in the box in the Community Club foyer by
8pm on Monday 13th July 2026

I have read the Rules and agree to abide by them

Name (Block Capitals)

Signature Age

Address

Reminder: to assist the judges, children are asked to note their age visibly on all exhibits.

.....cut here

SUMMER SHOW: CHILDREN'S ENTRY FORM (one form per child)
Complete both sides and place in the box in the Community Club foyer by
8pm on Monday 13th July 2026

I have read the Rules and agree to abide by them

Name (Block Capitals)

Signature Age

Address

Reminder: to assist the judges, children are asked to note their age visibly on all exhibits.

CHILDREN'S ENTRY FORM: NO ENTRY FEE

Circle the class numbers you are entering, one entry per class.

161	162	163	169	170	171	172	173	174	175	176
		179	180	181	182	183	184	185	186	187
			190	191	192	193		195	196	197
198	199					205	206	207	208	

CHILDREN'S ENTRY FORM: NO ENTRY FEE

Circle the class numbers you are entering, one entry per class.

161	162	163	169	170	171	172	173	174	175	176
		179	180	181	182	183	184	185	186	187
			190	191	192	193		195	196	197
198	199					205	206	207	208	

CHILDREN'S ENTRY FORM: NO ENTRY FEE

Circle the class numbers you are entering, one entry per class.

161	162	163	169	170	171	172	173	174	175	176
		179	180	181	182	183	184	185	186	187
			190	191	192	193		195	196	197
198	199					205	206	207	208	

RULES FOR EXHIBITION AT THE SUMMER SHOW

1. **Acceptance of entries:** the Committee reserves the right to refuse any entry and, in the event of such a refusal, it is not required to give any reason or explanation.
2. **Exhibits must be the property of the exhibitor:** all exhibits in competition must be the property of the person in whose name they are entered, and must have been grown from seed or been in his / her possession or cared for by him / her for at least **three months** before the show. The Committee reserves the right to examine the garden, glass house or allotment of any exhibitor, either before or after the show. Flowers in classes 169, 179, 190 and 205 need not have been grown by the exhibitor.
3. **Number of entries per household:** two or more persons may not exhibit separately in any one class from the same garden, glass house or allotment. If members of a household wish to share the credit / prizes the exhibit should be entered in joint names.
4. **Multiple entries:** no exhibitor may enter more than one exhibit in any one class.
5. **Procedure for submitting entries:** exhibitors must give notice of the classes in which they intend to compete on the official form provided in the Handbook by the dates shown on the entry form. **A late entry fee of 50p** will be made on all entries received after the closing deadline.
6. **Staging entries:** entry cards may be collected from 8.15am from the Secretary's tent on the Showground. These cards must be placed in front of their respective exhibits in the correct classes with the side showing the entrant's name and address downwards. All exhibits of flowers must be staged in the vases provided unless otherwise stated and the arrangement completed before staging on the show bench. All stems must reach the water in the vase and all vases must contain water, use newspaper to support blooms.
 - **No late entries will be accepted after 9.15am and NO EXHIBITS will be accepted or staged on the day of the show after 9.45am.**
 - **All exhibits must be ready by 10am when the tent will be closed for judging.**
 - **All exhibitors must leave the tent during judging.**
 - **No exhibits may be touched by the Exhibitors until the time for their removal which is after the prize giving.**
 - **The tent will be closed during the presentation of awards, no exhibits may be removed during that time.**

Exhibitors must remove all exhibits and empty and return all vases when the tent is opened after prize giving.

7. **Constitution of an exhibit:** where a number or quantity of plants, flowers, fruit or vegetables is specified for any class **ANY EXCESS OR DEFICIENCY IN NUMBER DISQUALIFIES THE EXHIBIT**. If any excess or deficiency is noticed before judging takes place, the steward or the secretary may give the exhibitor (if at hand) an opportunity to correct the mistake or correct it himself. Judges may not correct any error but they may bring it to the attention of a steward or the secretary for correction if possible. Fruit and vegetable exhibits, unless otherwise stated, must consist of **one variety only**.
8. **Prizes:** The number of points awarded for 1st, 2nd and 3rd prizes is indicated against each class in the Schedule. Each competitor's points are added towards a trophy or diploma. In the event of a tie, the relevant award will be presented to the competitor who secures the greatest number of 1st prizes in the section concerned.
9. In the Summer Show, IN CHILDREN'S CLASSES ONLY, there is PRIZE MONEY of £1 for First prize and 50p for Second and Third prizes. All prize money will be paid out during the afternoon of the show after 3.30pm. It must be collected by 5pm. Any money not collected by then will be returned to the society's funds. Other than specified, no prize money is awarded in adult classes.
10. **Prizes may be withheld** or modified if the exhibits are considered unworthy of the prize offered.
11. **Decisions:** The decision of the judges on all points relative to the merits of exhibits, and that of the Committee as to the interpretation of the Schedule rules is final. Any protest must be made in writing and delivered to the Secretary on the day of the show.
12. **Liability for loss:** all exhibits, personal property, etc., shall be at the risk of the exhibitors and the Society and Committee shall not be liable for compensation for loss or damage from any cause whatsoever. Should a show for any cause not be held, or the date changed, no exhibitor shall have a claim on the Society.
13. **Entries will be judged** in accordance with guidelines in the RHS Horticultural Show Handbook 2016. This Handbook is held by the Competition Secretary.
14. **Eligibility of exhibitors:** on all questions regarding the eligibility of an exhibitor the decision of the Committee is final.

Exhibitors should also refer to the guidance notes on pages 31 to 34

Autumn Show Schedule 2026

Saturday 19th September

Community Club, Ingatestone 3-5pm
Prizes will be presented at 4.30pm

A NEW EXHIBITOR or NOVICE is welcome to enter every class.
Please mark your entry form with an 'N' in the class box as there will be a diploma awarded to the new exhibitor with the most points.
A new exhibitor is one who has not previously won first prize in either Horticulture, Domestic or Handicraft in any of our horticultural shows.

SCHEDULE OF CLASSES

Judges: Clive Emberson and Gill Owen

Skingley Medal for Best Exhibit in Show
Two £10 prizes for Highest Points excluding Trophy winners

(In classes 301 – 338 the number of flowers or stems stated should be exhibited in one vase)

Roses

P. J. Davy Perpetual Challenge Cup
A. W. D. Nicholls Memorial Cup for Best Bloom

Class	Points		
301 *One Specimen Bloom, not miniature.....	4	3	2
302 *One Rose, to be judged on scent alone.....	4	3	2
303 *Three Specimen Blooms, any one variety	4	3	2
304 Three stems Cluster-Flowered Roses (any type grown and shown as cluster) one or more varieties.....	4	3	2

***See notes on page 31**

Dahlias

Beresford Kneller Trophy

(Dahlias in classes 321 – 323 should be decorative, cactus or semi- cactus)

321 Medium, one bloom, 170mm – 220mm diameter.....	4	3	2
322 Small, one bloom, 115mm – 170mm diameter	4	3	2
323 Miniature, one bloom, not to exceed 115mm	4	3	2
324 One bloom, ball 50mm-150mm, or pompon less than 83mm.....	4	3	2
325 Three Dahlias of the same variety, any size.....	4	3	2
326 Three Dahlias, two or three varieties, any size	4	3	2
327 Any Dahlia not included in the above classes, one bloom	4	3	2
328 Mixed Dahlias displayed for effect, 7 stems	4	3	2

All dahlias should be disbudded, refer to notes on page 31

Flowers

A.Pudney Perpetual Cup

331	Fuchsia, one specimen bloom, to be staged in competitor's own plain, colourless glass	4	3	2
332	Flowers grown from seed in the current year, one kind only	4	3	2
334	Hydrangea, one stem, any variety	4	3	2
335	Herbaceous Perennial, one kind, not Dahlias	4	3	2
336	Herbaceous Perennial, more than one kind, not Dahlias	4	3	2
337	Vase of Mixed Garden Flowers, not less than three kinds	4	3	2
338	Vase of Autumnal Foliage and / or fruits and berries	4	3	2

Pot Plants

H.J. Loker Perpetual Cup

(Plants must not have won prizes at any of the Society's other shows)

342	Any Pot Plant grown for flowers or foliage	4	3	2
343	One Pot of Cactus.....	4	3	2
344	One Pot of Succulent	4	3	2

Fruit

J. Roper Perpetual Challenge Cup

351	Apples, Dessert, one variety, dish of four	4	3	2
352	Apples, Culinary, one variety, dish of four.....	4	3	2
353	Pears, Dessert or Culinary, one variety, dish of four	4	3	2
354	*Any other kind of fruit	4	3	2

***See list on page 30**

Vegetables

J. Miles Perpetual Challenge Cup

361	Potatoes, one variety, four	4	3	2
362	Carrots, one variety, three	4	3	2
363	Onions, one variety, four	4	3	2
364	Runner beans, one variety, six pods	4	3	2
365	French Beans, one variety, six pods.....	4	3	2
366	Chard or Spinach, 6 stems displayed in a clear glass container.....	4	3	2
367	Pumpkin or squash, one	4	3	2
368	Beetroot, one variety, three	4	3	2
369	Leeks, one variety, three	4	3	2
370	Tomatoes, small or cherry variety, dish of four, max 35mm diam....	4	3	2
371	Tomatoes, any other variety, dish of four	4	3	2
372	A Truss of Tomatoes, (do not all need to be ripe)	4	3	2
374	Peppers, chilli, one variety, six	4	3	2
375	Pot grown vegetable, shown in pot	4	3	2
376	Any other vegetable, not listed above, see List on page 30	4	3	2
377	Any 'wonky' or unusual vegetable	4	3	2

AUTUMN SHOW ENTRY FORM

(complete both sides of form)

Completed form to be placed in the box in the Community Club foyer no later than
8pm on Wednesday 16th September 2026

Please refer to Notes for Exhibitors, pages 31 - 34

I / We have read the rules (see page 29) and agree to abide by them.

Name /s:

Signed:

Address:

Tel. No. (adults only)

Email:

If competing as a NEW EXHIBITOR or NOVICE in any class, please complete the following section:

I satisfy the conditions for competing as a novice.

Signed Date.....

AUTUMN SHOW ENTRY FORM

(complete both sides of form)

Completed form to be placed in the box in the Community Club foyer no later than
8pm on Wednesday 16th September 2026

Please refer to Notes for Exhibitors, pages 31 - 34

I / We have read the rules (see page 29) and agree to abide by them

Name /s:

Signed:

Address:

Tel. No. (adults only)

Email:

If competing as a NEW EXHIBITOR or NOVICE in any class, please complete the following section:

I satisfy the conditions for competing as a novice.

Signed Date.....

AUTUMN SHOW ENTRY FORM

Circle the class for which entries are intended.

If entering as a Novice write 'N' in the relevant square.

If you are making more than one entry in a class, state the number of entries in the TOP LEFT CORNER of the relevant square.

301	302	303	304		321	322	323	324	325	326
327	328	331	332		334	335	336	337	338	
	342	343	344			351	352	353	354	
361	362	363	364	365	366	367	368	369	370	371
372		374	375	376	377					

AUTUMN SHOW ENTRY FORM

Circle the class for which entries are intended.

If entering as a Novice write 'N' in the relevant square.

If you are making more than one entry in a class, state the number of entries in the TOP LEFT CORNER of the relevant square.

301	302	303	304		321	322	323	324	325	326
327	328	331	332		334	335	336	337	338	
	342	343	344			351	352	353	354	
361	362	363	364	365	366	367	368	369	370	371
372		374	375	376	377					

RULES FOR EXHIBITION AT THE AUTUMN SHOW

The Rules for the Summer Show numbered 1, 2, 3, 5, 7, 8, 10, 11, 12, 13 and 14 also apply to this Show.

Additional Specific Rules for the Autumn are as follows:

4-AS Two entries per class are allowed for this show, only the prize with the highest points will be added to that competitor's trophy points.

6-AS Staging entries: entry cards should be collected from the Secretary's table in the Club Hall between 11.45am and 1pm on the afternoon of the Show. These cards must be placed in front of their respective exhibits in the correct classes with the side showing the entrant's name and address downwards. All exhibits of flowers must be staged in the vases provided unless stated otherwise and all arrangements completed before staging on the show bench. All stems must reach the water and all vases must contain water, not just damp oasis.

No late entries will be accepted after 1pm. Everything must be ready for the judges by 1.30pm when the hall will be closed for judging. No exhibit may be removed until after prize giving then exhibitors must remove all exhibits and return all vases..

Exhibitors should also refer to the guidance notes on pages 31 - 34.



Any Other Vegetable – Number of specimens required
Applies to Summer Show Class 75 and Autumn Show Class 376

Artichoke, globe	2	Onions, green salad	6
Artichoke, Jerusalem	6	Oriental Brassicas, flower stalks	6
Asparagus	6	Oriental Brassicas, heading types	2
Asparagus peas, pod	6	Oriental Brassicas, loose leaved	2
Aubergines	2	Parsnips	3
Beans, broad, pods	6	Peas, pods	6
Beans, runner, pods	6	Peas, mange-tout, sugar snap	6
Broccoli, coloured-headed	2	Peppers, hot (chilli)	6
Broccoli, sprouting (shoots)	6	Peppers, sweet	2
Brussels Sprouts	6	Pumpkin	1
Cabbages, Chinese	2	Radish, oriental, winter	3
Cabbages, green, red, Savoy	2	Radish, small, salad	6
Calabrese heads	2	Rhubarb	4
Carrots	3	Salsify	2
Cauliflower	2	Scorzonera	2
Celery	2	Shallots	6
Celeriac	2	Spinach, beet and chard leaves	6
Cucumbers	2	Spinach, New Zealand, tips	6
Fennel, Florence	2	Squash, summer (courgette)	3
Garlic	3	Squash, winter	1
Kale, leaves	6	Swedes	2
Kohlrabi	3	Sweetcorn	2
Leeks	3	Turnips	3
Lettuces, all types	2		
Marrows	2		

Any Other Fruit – Number of Specimens required
Applies to Summer Show class 55 and Autumn Show Class 354

Apricots	4	Lemons, other Citrus	2
Blackberries	12	Melon	1
Blueberries	20	Mulberries	12
Cherries	12	Nectarines or Peaches, each type	4
Damsons	6	Plums	4
Figs	3	Quinces	3
Grapes, bunch	1	Raspberries	12
Greengages	4	Strawberries	8
Hybrid cane fruit eg. Logan berry	12	Strawberries, alpine	12
Jostaberries, strigs	12	Worcesterberries, strigs	12

NOTES FOR EXHIBITORS

*These notes should be used in conjunction with the **RULES FOR EXHIBITION**.
If you have any queries please contact the Competition Secretary.*

The words “**KIND**” and “**VARIETY**” are used in the following sense: Roses, Sweet Peas and Dahlias are KINDS of flower; Crimson Glory, Ena Harkness and Peace are VARIETIES or CULTIVARS of Roses.

PREPARATION and PRESENTATION of produce at shows:

All exhibits should be staged as attractively as possible in accordance with the rules and the schedule. If the judging is close, arrangement may be the deciding factor. Always take a few extra specimens to the show in case of accident and before leaving the show bench check the correct number have been staged so that your exhibit is not marked ‘NAS’ (Not According to Schedule).

PLANT LABELS:

The interest in a show is much enhanced if plant material is labelled with both kind and variety. Labels should be clearly written on cards measuring approx. 5cm x 7.5 cm in size, a supply of which will be available on the day of the show.

FLOWERS:

- Floral exhibits are judged on condition, uniformity, and attractiveness of presentation. Material should be fresh and free from damage and disease. The specimens in an exhibit should be alike in age, size and form. When specimen or single blooms are asked for, remove any other buds from the stem. Flowers should be arranged to display their merits to best advantage.
- Any type of flower grown from seed in the last twelve months can be exhibited in the appropriate classes; this includes perennials.
- All vases must contain sufficient water to last for the duration of the show. Exhibitors must provide their own plant support material (preferably paper) for the regulation vases which are supplied by the society.
- Material for a show is best cut in the evening or early morning when flowers and foliage are cool. The cut stems should be stood in deep water. It is advantageous to leave them overnight in a cool place from which light is mostly excluded to prevent the stems curving towards the light. Exhibits are judged on their appearance at the time of judging.

ROSES:

- HT or any type of modern rose can be exhibited in any class. When one specimen bloom is asked for, remove any other buds from the stem

POT PLANTS:

- Pots or containers should be clean and undamaged. Where staking, tying or wiring is necessary, it should be done neatly and not detract from the appearance of the plant. Plants should be clean, healthy and unblemished.
- Plants with brightly coloured bracts are considered to be flowering plants for show purposes, eg. Bougainvillea, Beloperone.

- Cuttings, bulbs, tubers or corms normally grown more than one to a pot to give a full appearance, eg. Tradescantia, Achimenes or Freesia, are admissible as “one plant” even though there is more than one plant in the container.
- If a plant grown for foliage is in flower at the time of the show, it may still be entered in the foliage class, where no account will be taken of the flowers. If the flowers merit it, the same plant may alternatively be entered in a flowering pot plant class.
- Ferns, Bromeliads, Orchids and similar epiphytic plants may be shown attached to a piece of bark or wood instead of in pots.

HANGING BASKETS and CONTAINERS:

Plants should be closely grouped and overflow the edge of the container. Flowers and foliage should be co-ordinated, healthy, well developed and attractively arranged. The use of one colour or a single type of plant is permissible and the plants should be well grown and attractively presented. Containers may contain fruits and vegetables.

FRUIT:

The specimens composing an entry should be uniform in size, condition, form and colour, of **one variety/cultivar only** and all with stalks intact. Handle all fruits as little as possible and by their stalks where possible to preserve their natural bloom. Use scissors rather than fingers to remove soft fruits. Pick more than necessary so that reserves are available when staging. Where possible, specimens should be arranged on a dish or plate. Judges may cut fruit.

Apples: should not be polished and should be staged with stalk end downwards.

Berries: best exhibited placed in lines so they can be easily counted. Stalks and calyces should be fresh and all point one way.

Currants: the strigs should be intact and laid roughly parallel, the bottom of the strigs to the front of the plate.

Grapes: should be shown as a complete bunch, with a piece of lateral shoot on either side of the stalk to form a T-handle.

Jostaberries, Worcesterberries and Blueberries: should be laid roughly parallel where possible.

Melons: should be shown with a T-handle, as for grapes.

Pears, Quinces and Figs: best arranged around the perimeter of the plate with the stalks facing towards the centre. Figs with signs of splitting can be exhibited as this is a sign of ripeness.

Plums, Cherries and similar shaped fruits: best laid out in lines across the plate. The bloom should not be disturbed and stalks should be intact. Gages with signs of slight shrivelling can be exhibited as this is a sign of ripeness.

HERBS: should be shown **not** in flower. Lavender is not a herb.

VEGETABLES:

- The specimens composing an entry should be uniform in size, condition, form and colour, and of **one variety/cultivar only**.
- Where necessary, vegetables should be carefully washed to remove soil. In no circumstances should substances be applied to enhance their appearance. Wash with a soft cloth and plenty of water; brushing will damage the skin. On other kinds retain the natural bloom wherever possible. Water all vegetables before harvesting and handle carefully during preparation.

- Stage as attractively as possible on dishes, plates or directly on the table in a wheel formation eg peas; in a row eg. runner beans; or in a pyramid eg. carrots.
- Exhibitors should be aware that certain root vegetables may be cut by the judge.

Beetroot: select roots of even size; for globe beetroot, for long beetroot; and for cylindrical roots. Small side shoots should be removed. Take care in washing as all marks will show up clearly after a few hours. Trim foliage to approx. 75mm

Beans, broad, French and runner: cut all pods from the vine using scissors and ensure each pod has a portion of stalk. Stage vertically on a dish or plate or directly on the bench; stalks at one end. In the class for French beans, a climbing or dwarf variety may be exhibited. Judges will determine freshness by snapping or opening a pod.

Cabbages: clean, fresh, solid heads of equal size, with a good waxy bloom and free of pest damage. Remove the minimum of outer discoloured leaves. Stage with approx. 75mm of stalk remaining, heads to the front.

Carrots: firm, fresh, blemish free specimens of good colour and uniformity without discolouration at the top. Cut off foliage to approx. 75mm.

Cauliflowers, Calabrese and Broccoli: stage with approx. 75mm of stalk remaining. Just prior to staging trim back leaves to match the level of the outside of the curd.

Courgettes: young, tender, shapely fruits approx. 150mm in length and 25- 35mm in diameter, or in the case of round cultivars approx. 75mm in diameter. Stage with or without the flowers still adhering.

Cucumbers: should be well matched, straight and of a good, fresh green colour with 3cm of stalk. It is not necessary that flowers remain attached.

Lettuce: lift with roots intact in evening or early morning. Fresh, uniform heads of attractive colour are essential. Roots should be washed, wrapped in moist tissue, inserted in a plastic bag and neatly tied. Remove only markedly damaged outer leaves, stage on show bench with heads facing front.

Leeks: Should be uniform, solid and washed carefully. Arrange vertically on the bench.

Marrows: tender, young, uniform fruits are most desirable, which should be less than 350mm long. Wipe clean and stage directly on the show bench.

Onions avoid soft, stained specimens with thick immature necks. Do not over skin. In the Autumn Show, the tops should be tied or whipped using plain raffia and the roots neatly trimmed back to the basal plate. Onions are often staged on rings or soft collars. Pickling onions must not exceed 30mm in diameter nor should necks be tied or whipped.

Onions, green salad: plants should be staged with foliage and roots attached and well washed.

Oriental Brassicas, heading types: specimens of equal size, fresh, clean and with good bloom. Display with roots intact, well washed, wrapped in moist tissue, inserted in a plastic bag and neatly tied.

Parsnips: should be straight and of a good length, evenly tapered and well developed. Great care should be taken when lifting the roots, as bruising by fingers and scratching by soil particles will show later. Water well before lifting, wash carefully and cut off foliage to approx. 75mm.

Peas: the pods should be uniform in length and in good condition. Judges will open and check pods during their examination. Cut pods from the vine with scissors, retaining 25mm of stalk and handle by this stalk to retain the natural bloom. Holding pods up to a strong light will detect internal damage and reveal the number of peas.

Peppers, sweet and hot (chilli): may be shown immature but fully formed, green, or at the mature or coloured form. The exhibit should be fresh and uniform in colour.

Potatoes: select medium sized specimens, generally between 200g and 250g. Select equally matched tubers with shallow eyes and free from skin blemishes. Wash carefully

with a soft sponge in clean water. Stage on a dish or plate with 'rose' end pointing outwards.

Radishes, small salad: fresh, firm, medium-sized, young, tender and brightly coloured specimens. Trim foliage to approx. 30mm.

Rhubarb: trim top foliage off leaving approx. 75mm from start of leaf stalks. Wipe stalks clean and trim off any bud scales at the bottom.

Shallots: should be shown as separate bulbs on dry sand. Tops and roots should be trimmed.

Spinach, Spinach Beet, Chards: large, fresh, thick, undamaged leaves are required with a neatly trimmed stalk. Present in water in a clear glass vase.

Squashes: blemish free, with stalk attached.

Sweetcorn: cobs of uniform size and fresh green husks should be displayed with approximately one quarter of the grain exposed by pulling down sharply from the tip to the base and removing several husks. The stalks should be trimmed.

Tomatoes: should be ripe, firm, well-shaped and well coloured with the green calyx (stalk) attached. Stage on a plate or dish, calyx uppermost.

Turnips and Swedes: solid, shapely roots with small tap root and no side shoots.

HANDICRAFT:

- If a large item is being entered, eg a quilt or a rug, please indicate on the entry form.
- Entries in classes 111 and 112 should be prepared with cord, ready for hanging.
Signatures on all items should be covered.
- Photographs should measure not more than A4 (30cm x 21cm) mounted and /or framed if desired.

PRESERVES, WINES, CORDIALS, etc:

- Jars and bottles should be clean and unblemished, made of clear glass and free from all commercial/trademarks, whether on the lid, jar or base, otherwise they may be eliminated. A wax disc is not required with a twist top. Vinegar preserves require a lid which is not liable to corrosion; cellophane covers should not be used for pickles or chutney. Lemon curd should be sealed with a wax disc and cellophane cover secured with an elastic band. Preserves need to be filled to within 3mm of the top of the jar. Chutney needs to mature and must be at least 3 months old before showing.
- All jars should be labelled to show the date and type of preserve, with the label affixed towards the bottom of the jar. Labels will be provided, bearing the entrants number which must also be affixed to each of their jars.
- Wines, Liqueurs and Cordials should be exhibited in clear, colourless glass bottles. All wines, cordials etc. should bear a label describing the contents eg. Parsnip Wine - dry, Elderflower Cordial.

BAKING:

- Cakes should be presented on a plate (not paper) with a doily. Bread may be presented on a breadboard or a flat plate. Savouries may be garnished.
- **Packet mixes and ready-made pastry are not allowed.**
- Each domestic exhibit, except those in jars or bottles, must be placed in a large plastic bag. Please do not use cling film as it is hard to replace properly after the judging.
- The temperatures of appliances vary, and it is recommended that new recipes are tried out beforehand.

VISITS & TALKS IN 2026

Saturday 18th April

Free visit to RHS Garden Hyde Hall, meet at 11.00am at Hyde Hall
Limited to 55 members.

Friday 12th June

Talk by well known horticulturalist Pippa Greenwood
“My Life in Gardening”
7.00pm at Ingatestone & Fryerning Community Centre
Tickets (to include a light buffet): IFHS members £20, non-members £24

Thursday 8th October

Talk by Ian Chatters
“Humphrey Repton, the last great designer of classic English Landscape Gardens”
7.15pm at Stock Lane Parish Room
Tickets (including “nibbles”): IFHS members £10, non-members £12

*For more information and to book tickets please contact Matthew Shaw
matthew@metiscompliance.co.uk or 07833 996654*



DATES FOR YOUR DIARY IFHS EVENTS FOR 2026

SPRING SHOW

Entries 12.30 – 1.30pm

Saturday 11th April

Open 3.00 – 5.00pm

VISIT TO RHS HYDE HALL

Saturday 18th April

11.00am

PLANT SALE

Donations please 9.00 – 10.00am

Saturday 16th May

10.00 – 11.30am

TALK BY PIPPA GREENWOOD

Friday 12th June

7.00pm

SUMMER SHOW

Entries 8.15 – 9.45am

Saturday 18th July

Marquee open 2.00pm

AUTUMN SHOW

Entries 11.45 – 1.00pm

Saturday 19th September

Open 3.00 – 5.00pm

TALK BY IAN CHATTERS

Thursday 8th October

7.15pm

ANNUAL GENERAL MEETING

Wednesday 21st October

7.30pm

For more details please see individual show schedules and page 35

Holland Cup, Children aged 7 and under
Edwina Lamb Challenge Cup, Children aged 9 and under
Carina Moss Cup, Children aged 12 and under
Lady Jarratt Silver Challenge Cup, Children aged 13 – 17
Edwina Lamb Trophy for most artistic picture in Children's classes
Jack & Doris Nichols Cup for Children's Horticulture
Kari Best Award for Children's Handicraft

Darcey Walker
Emily Wright
Jack Wright
Victoria McCallum
Bobby Yeend
Georgia Hickford
Jack Wright

AUTUMN SHOW

Skingley Medal for Best Horticultural Exhibit in Show
P. J. Davy Perpetual Challenge Cup for Roses
A. W. D. Nicholls Memorial Cup for Best Rose Bloom
Beresford Kneller Trophy for Dahlias
A. Pudney Perpetual Cup for Flowers
H. J. Loker Perpetual Cup for Pot Plants
J. Roper Perpetual Challenge Cup for Fruit
J. Miles Perpetual Challenge Cup for Vegetables
£5 Prizes for Highest points in Horticulture,
excluding trophy winners

Richard Emond
Betty Callaghan
Jennifer Henbury
Claire Wallace-Jones
Claire Wallace-Jones
Matthew Shaw
John Saxton
Emma Tierney
Geoff Monk &
Keith Brown

Novice Diploma

Lily Meadows

**Congratulations to all prize winners,
we look forward to seeing you all again in 2026**

If you would like to have a go, see page 5 for hints and tips on entering our shows.
You too could be a prize winner!

A reminder for all IFHS members

Our next **AGM** will be on
Wednesday 21st October at 7.30
Parish Room, Stock Lane, Ingatestone

Presentation of Annual Reports and Accounts
Elections to the Committee

Acknowledgements

We would like to acknowledge the help and support of the many volunteers who help us throughout the year.

Thank you to

- ✚ All those who go around door to door collecting subscriptions and delivering the handbook, membership cards and newsletters.
- ✚ All those who grow and donate plants for our plant sales.
- ✚ The spotters for the garden Competitions.
- ✚ The village shops who sell the Handbook for us.
- ✚ All those who help to prepare the marquee before the Summer Show and those who act as marshals and stewards on the day.
- ✚ The Pudney family, who allow us the use of their lorry.

Finally, we would like to thank Ian Chatters of Greenscapes who has kindly sponsored this publication.



greenscapes

Crafting Beautiful Gardens
Expert Planting & Care



Award-Winning
Hanging Baskets

Pristine Topiary
& Formal Gardens

Expert Fruit Tree
Wisteria Pruning

Regular Garden
Maintenance
Landscapers



Trusted by Homes, Estates & Public Spaces • RHS Endorsed •
BALI Award-Winning Landscapers 2025

07540 705064 | www.idcgreenscapes.co.uk